

# BIOSCIENCES FEDERATION

## LEARNED SOCIETIES AND OPEN ACCESS

### Surveys of the financial contribution of bioscience societies to UK universities and of researchers' attitudes to Open Access and self-archiving

June 2008

#### EXECUTIVE SUMMARY

The Biosciences Federation (BSF) is the body representing many of the UK's leading biosciences learned societies. Its thirty-five learned society members have a total membership of almost 40,000 (after allowing for multiple memberships) and they are mostly charities. Twenty-seven of them publish, producing a total of 75 high-quality, relatively low-price journals as part of their charitable educational remit, with a substantial proportion of the content being available online free of charge. Following on from its position statement on Open Access and self-archiving in September 2007, the BSF decided to undertake surveys of its member societies and of the individual researchers who belong to them. The objective was to analyse the experience of its member organisations with regard to their publishing activities, especially as concerns Open Access and self-archiving by authors, and to gather information on the financial contribution made by the societies to their disciplines. Twenty-three societies took part in this exercise. In addition, the societies were asked to encourage their members to complete an online questionnaire on their experience and views of Open Access publishing and self-archiving. There were 1368 usable responses to this questionnaire.

The analysis has highlighted a number of important points:

- 1. Societies make an important financial contribution to UK universities**

Only 10% of the societies' journal subscription and licensing income comes from UK institutions (a total of £1.8M for those societies analysed) but almost 80% of the benefit from their grants and events support goes to UK scientists, students, and their institutions (an annual total of almost £3.9M for those societies providing figures). Thus, they contributed more than twice as much to UK HEIs as they received from them. Any moves that threaten the financial viability of learned societies would therefore have a significant deleterious effect on the funding of the UK science base.
- 2. All provide free access to most of their material**

Of the 17 societies analysed who publish journals, all provide some form of free access to most of their online journal material. This is usually in the form of delayed free access, usually after 12 months. Some also offer optional immediate open access on payment of a fee, but they report very low take-up so far.
- 3. Substantial confusion amongst researchers about what Open Access means**

Amongst the 1368 researchers who responded to the online survey, there was considerable confusion about what Open Access journals actually are. Almost half of the Open Access journals they said they read, and a third of those they said they published in, were not Open Access journals at all. There seemed to be confusion between online journals (whether providing material free or not) and journals where all material is available free immediately on publication. Thus it is unclear how many of the 74% who said they supported Open Access really understood the issue. Nonetheless, there seems to be substantial support among researchers for the principle of Open Access.
- 4. Researchers experience difficulty in accessing funds**

Only around 15% of survey respondents said they had tried to access OA publication funds from their institutions or research funders to pay for author-side charges. Of these, 53% had found this fairly difficult or very difficult. This adds weight to the BSF's earlier call for universities to set up ring-fenced funds, and to provide researchers with simple information on how to access them.
- 5. Researchers prefer publishing in established journals to self-archiving**

Although, as mentioned above, almost three quarters of researchers responding to the

questionnaire said they considered OA journals a good idea (with the caveat about lack of clarity on the definition), only about one third thought self-archiving (deposit of one of a variety of versions of the paper into university or subject repositories) was a good idea and there was considerable concern about self-archiving. Again, many respondents were confused about what was or was not a repository of self-archived material.

- a. Three-quarters of respondents are happy to read the final published journal article, but less than 20% said they were happy with the author's final version (ie before it is copy-edited and laid out by the publisher, but after peer review). This is the version commonly available in repositories.
- b. Only 3.5% said they accessed the self-archived version where possible if they also had access to the published version, and 67% never, or rarely, accessed the self-archived version, even if they did not have access to the final published version.
- c. Only 12.5% of respondents self-archive whenever possible and 71% never do so. Many cited fears about multiple versions and unedited versions as their reasons for this.

These responses show that, even where some form of OA publication is required by funders or institutions, researchers still prefer to use the final version, as it appears in peer-reviewed journals, to earlier versions in institutional or subject repositories.

## **Conclusions**

Researchers are sympathetic, at least in principle, to funded Open Access publishing, although this is not fully borne out by their practice to date, and there is substantial confusion about what Open Access actually is. Researchers are more worried, however, about self-archive repositories.

Provided it is adequately funded, Open Access publishing could be a viable alternative to the current subscription model in some disciplines. However, there are areas where it is unlikely to work without new funding streams being introduced. This includes subjects such as clinical medicine and systematics, where most research is not supported by grant funding. It also includes review papers, which are often the most highly cited (and by implication most widely read), but which are also not supported by grant funding, and papers from parts of the world where funding would not be available to authors.

If there is a continued expansion of moves by funding bodies and universities to mandate self-archiving with access becoming free within a period that is less than the journals' current time frames for making material free to all, then a point will come at which so much of the material will be free to readers that the current model of library subscriptions is logically likely to collapse. If peer-reviewed journals are not to cease to exist, this implies a move to author-side payments for journal publication, which will simultaneously achieve funders' objectives of making articles immediately freely accessible. This could be achieved if funding bodies were to make the money for this available to researchers via their host institutions, and if institutions were to have robust and clear systems to allow researchers to access these funds. Not only will this assist the effectiveness of researchers by reducing time spent dealing with confusing and complex systems, but it will also help prevent the potential collapse of the journals currently published by learned societies, which provide the peer-reviewed definitive version of research outputs. In addition it will protect the substantial financial contribution that learned societies make to UK universities, especially in terms of support to postgraduate students and early-career scientists. The UK science base, and in particular bioscience departments in universities, would be seriously disadvantaged if this funding stream were to cease.

The Biosciences Federation is pleased to be involved in a project with Universities UK, the Research Information Network, Wellcome Trust, Research Councils UK and others to produce guidance to funders, institutions, researchers and publishers on the issues connected with the funding of OA journal publication.

## FULL REPORT

### Survey 1 - The financial contribution of learned societies to UK universities

Of the 35 BSF learned society members, 27 publish 75 journals between them; the remaining 8 do not publish. 23 societies responded; 17 of these (covering 39 journals) provided data usable for this report, although not all provided answers to all questions. This survey has, for the first time, collected reliable data about library subscription income from, and financial benefits returned to, UK HEIs for a substantial sample of learned societies, and has clearly established the benefits to UK HEIs.

Mean total journal income was more than £1.3M per society, or an average of £556K per journal. Of this, a mean of 10% of institutional subscription income and 29% of licensing income came from UK institutions. Each society receives a mean of £134K of journal income from UK institutions. If this is representative of all 27 BSF members that publish, this represents a total of £3.6M - under 4% of UK universities' total journals expenditure.

On the other hand, the societies in the sample contributed substantially more *to* the UK research community through their other activities. 20 societies each organised between 1 and 34 events (conferences, training events, seminars etc) per year (mean 8), at a mean net cost of £137K per society, or £17K per event (three societies did not provide an answer to this question). 79% of those attending and benefiting from these events were from the UK, so each society subsidised UK researchers to the tune of £108K. (In addition, these events are usually held in UK universities, bringing significant revenue to these institutions for hire of conference facilities and accommodation.) 19 respondents also indicated that they provide research grants, bursaries and other such funding; 4 did not answer this question. The respondents handed out a total of £2.3M at a level ranging from £1.5K to £800K (mean £122K per society); 78% of this (£1.8M in total; mean £95K) goes to UK recipients. In total, almost £3.9M flows from these societies to the UK biosciences research community - about 2.16 times as much as the amount the society respondents receive from that community in journal subscriptions and licences (see Table 1). Scaling these benefits to cover a wider group of learned societies is, of course, subject to assumptions about the level of publishing activities and charitable expenditure; however, these figures might indicate a total contribution of nearly £2.5M net direct benefit to UK biosciences departments from BSF members alone, a mean of just under £23K per university (averaged across both 'old' and 'new' universities). In reality, the benefit is likely to be higher for research-intensive universities such as the members of the Russell Group, while some universities do not carry out biology research at all. By any calculation, this is a very satisfactory 'return on investment'.

This figure is even more impressive when one considers that there is a very large number of UK societies in total - over 1000, according to the Foundation for Science and Technology. Even if bioscience societies were better funded than the average society, the implication would still be that UK universities, and UK researchers, would be significantly financially disadvantaged if this funding source ceased to exist.

Many BSF societies also carry out other activities that benefit the UK. They provide educational activities, at a mean net cost of £105K per society (much of which is devoted to school-level education of future science students and researchers); 93% of this, or an average of £98K, benefits the UK community specifically. Many also engage in other charitable activities (including public understanding of science and government liaison and representation), at a mean cost of £141K, with 85% (£120K) of the benefit going to the UK. Thus, the total direct and indirect contribution to UK research is £6.2M, which would imply a very substantial sum indeed if scaled up for all 1,000 learned societies.

It is worth noting the difference between the mean percentage of revenue received from UK universities (10%) and the mean percentage of corresponding authors who come from the UK (15%). Thus, if society publishers were to move to an 100% Open Access publishing model, with charges that maintained their current level of income, the cost to the UK research community would be likely to increase by about 50%, with a corresponding decrease in the cost to the research community in other countries.

*Table 1 – Cost/benefit flow to the UK HEI and research community (£K); results from a survey of learned societies in the Biosciences Federation*

	<b>Total to/from UK</b>	<b>No. relevant respondents (see note)</b>
Society journals subscription income from UK HEIs	-1590	14
Society journals licensing income from UK HEIs	-200	10
<b>Total flow from UK HEIs</b>	<b>-1790</b>	
<b>Events support</b>		
Events support	2052	19
Grants, bursaries etc	1812	19
<b>Total direct support to UK HEIs</b>	<b>3864</b>	
<i>Total direct support as % of journal income</i>	<i>216%</i>	
<b>Education activities</b>		
Education activities	978	10
Other charitable activities	1321	11
<b>Total indirect support of benefit to UK HEIs</b>	<b>2299</b>	
<b>Total of all direct and indirect support to UK HEIs</b>		
	<b>6163</b>	

*Note – relevant respondents are those who replied and took part in the activity in question (ie excluding those who did not respond to each question or who gave a zero response)*

## **Survey 2 - Learned societies' publishing policies and experience**

This part of the report is based on responses from senior publishing staff in 17 societies, 13 of which also responded to the survey on finances in the section above. The 17 respondents have 62 journals in total (mean 3.65). Three published all their own journals; 12 used a third-party publisher; and two used both methods for different journals.

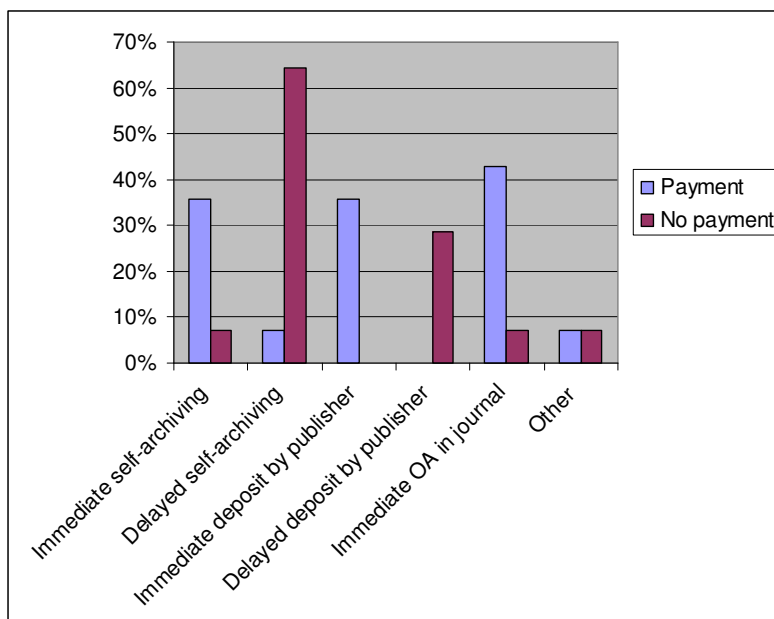
Despite a common perception that publishers restrict access, in fact all of the respondents already offer at least one form of Open Access publication and 71% offer more than one: 76% offer Delayed OA (most commonly - 62% - after 12 months) without author-side charges; 71% make selected articles available, without charge, at their own discretion (for example, review articles) at the time of publication; and 65% offer the option of immediate open access at the time of publication in exchange for an author-side payment (mean fee £1782 for the sample of BSF publishers). However, this option has only been taken up for 1.35% of papers published. 24% of publishers in the sample were considering extending their existing OA policy in future.

88% of society publishers who responded currently allow all authors to self-archive in some way. They differ as to which version may be deposited: 33% allow deposit of the preprint (ie submitted manuscript before peer review); 80% the accepted version; 7% the version as passed for press, after editing; and 20% the PDF as published. 35% allow more than one version to be deposited. They also differ as to where deposit may take place: all allow deposit in an institutional repository; 87% on authors' own web pages; 87% in a subject-based repository such as PubMedCentral; and 80% on departmental web pages (most permitted more than one of these). The timing of deposit also varied: 7% allowed immediate deposit; 7% on publication; 20% 6 months after publication; and 53% 12 months after publication – for the remainder, the period was 24 or 36 months.

Most of the respondents (81%) had a policy in place to accommodate funders' OA requirements: 46% permitted immediate self-archiving, but almost all of these (83%) required payment of a fee (the mean fee was £2,100, the same as the OA publication fee charged by those publishers); 77% permitted delayed self-archiving (most commonly after 12 months), for which 10% required a fee. 38% would carry out the deposit themselves immediately on the author's behalf, all of them in return for a fee, and 31% would do so after a delay, all without fee. 54% would make the article OA in the journal, 91% in return for their normal fee. The majority offered more than one option. In 29% of cases, mandated authors could deposit the preprint; 57% the accepted version; 7% the version passed for press; and 43% the PDF as published. Again, many permitted deposit of more than one version. There may be some benefit in attempting to standardise society publishers' policies with regard both to self-archiving and to accommodation of funders' requirements.

Although 29% of respondents felt that all or most authors were aware of their funders' policies, 50% felt that only some or a few were – the remainder did not know. When funders make funds available for OA/self-archiving charges, only 14% felt that all or most authors were aware of this, while 57% felt that some or a few were. 50% were unsure whether authors had difficulty in obtaining these funds – 29% were aware that some, and 7% that a few, authors had difficulty, while only 14% felt that no authors had difficulty. Thus, there is work to be done to make sure that funders' policies are well understood, and that the availability of funding and the means of obtaining it are transparent. This is an area where the BSF is pleased to be working with the funding and research community, as outlined above.

Figure 1 – Self-archiving policies for funder-mandated deposit



### Survey 3 - Publishing experience and opinions of individual society members

Responses were received from a total of 1368 scientists who are members of one or more BSF societies. Members are on the whole fairly prolific authors, apart from the very junior, the retired, and those whose company policy restricts external publication. The majority (90%) were between 26 and 65 years old; unsurprisingly, most (73%) were based in the UK. They have submitted a mean of 1.72 articles in the last 12 months as main author and 2.13 as co-author; they have actually published 1.43 as main author and 1.79 as co-author.

#### *Open Access*

There was a distinct lack of understanding of OA, in both its OA journal publication and self-archiving manifestations. While only 6% had never heard of OA, or were not sure what it meant, 45% of the OA journals that respondents said they had read were not, in fact, full OA journals at all; similarly, 33% of the OA journals in which they said they had published were not OA. Many of the comments throughout the survey showed considerable confusion between OA journals and online (or online-only) journals.

So far, researchers appear to be less supportive of OA in practice than they are in principle. 74% of respondents thought OA journals were a good idea, and 78% of those giving arguments for or against were totally in favour, while 10% gave arguments both for and against, and just 11% gave arguments entirely against. However, only 60% said that they actually read OA journals (and 27% of the resources they mentioned were not, in fact, full OA journals, so the true figure is more like 44%), while 16% said they did not and 24% did not know. Just 25% said that they published in OA journals (again, 34% of titles were not OA journals, which reduced the real figure to around 17%), while 55% did not and 20% were not sure. There was little sign of an age bias in respondents' publishing and reading behaviour; however, younger researchers were more likely not to know whether the journals were OA, and older researchers were less likely to support the idea of OA journals in principle, and more likely to be unsure.

The reasons why people published in OA journals were often matched by the opposite perception in those who did not. High prestige was cited as a reason by 27% of those who thought they published in OA journals; low prestige by 38% of those who did not. Rapid publication was cited by 38% of those who thought they did, and slow publication by 2% of those who did not. Wide readership was cited by 53% of those who thought they did, and low readership by 13% of those who did not. Support for the principle of OA was cited by 60% of those who thought they did publish in OA journals, and opposition to it by 5% of those who did not. Two additional reasons, closely related to each other, were given by those who did not publish in OA journals – cost (19%), and lack of access to funds (12%).

Indeed, the existence and level of author-side charges was the concern most frequently expressed against OA journals, although in reality there appeared to be very little difference between non-OA and OA journals as regards the frequency and level of charges; in both cases, the majority had paid less than £500/\$1000 on the last two occasions. By far the most common source of the funds to pay these fees was the research grant (60%). 53% of those who used funding from either their funder or their institution found it 'fairly difficult' or 'very difficult' to access the funds.

Respondents listed a number of arguments for or against OA journals. 78% gave arguments in favour, and by far the most frequently mentioned benefit was wider access; however, benefits to the author (deriving from wider readership/citation), and personal convenience, were also frequently mentioned. Among the 10% who gave arguments both for and against, access was almost always the plus factor, whereas cost/ability to pay was the most frequently mentioned downside, followed by quality concerns. The 11% who gave arguments against were again

most likely to mention cost/ability to pay, followed by quality concerns, and destabilisation of learned societies and specialist journals.

When asked their view of the long-term effects of OA journals, 31% outlined only benefits, of which wider/fairer access and increased readership were by far the most frequently mentioned. 21% outlined only the downside, headed by negative effects on established societies and journals; cost/ability to pay came a close second.

29% foresaw significant changes in the future publishing and scholarly communication system: a growth in the number of OA journals, with consequent pressure on non-OA journals (and societies) to change their business models, or indeed driving them out of business (the latter welcomed by some).

### *Self-archiving*

There was also a lack of clear understanding of self-archiving and repositories. In the case of self-archiving, 52% were either unaware of the practice of self-archiving, or were not sure; again, respondents found it difficult to distinguish between OA repositories, licensed content, and resources that were not OA repositories at all. The 48% who said they were aware should probably be scaled down to 42%, since 13% of references were to resources other than repositories of self-archived material.

Support for self-archiving was much less wholehearted than for OA journals. Just 36% thought it was a good idea, while 14% thought it was not and 50% were unsure. 72% never accessed self-archived versions of articles when they had access to the published version (Figure 2), and 53% even when they did not (Figure 3); there was a marked preference (75%) for accessing the fully functional published version on the journal site, followed by the 'flat' PDF (50%), and the author's final version after both peer review and copy-editing (43%). The version most frequently mandated for deposit by funders – the author's final version after peer review, but before copy-editing – was favoured by only 19%. Access to self-archived versions became slightly less likely with increasing age of respondents. Among those who used self-archived versions of others' work, 47% used search engines to do so; 39% used a link provided by the author, and only 6% searched directly in repositories.

*Figure 2 – Percentage of respondents accessing author's self-archived version when they have access to the published version, by age group*

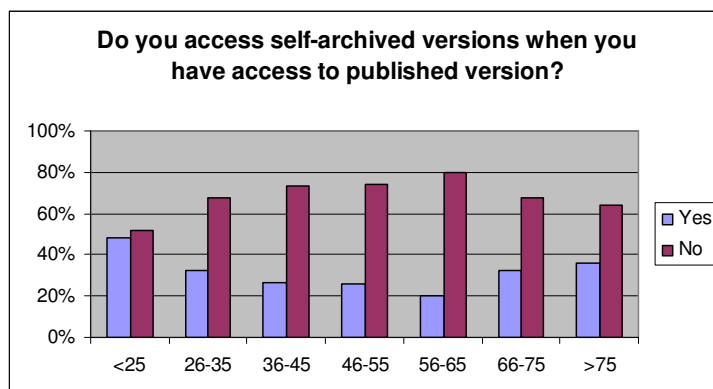
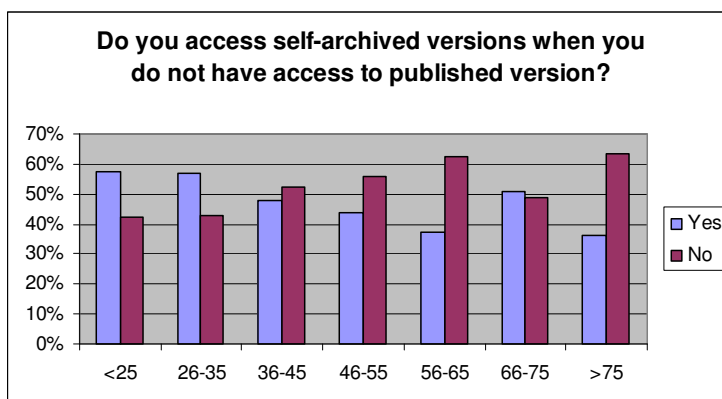


Figure 3 – Percentage of respondents accessing author’s self-archived version when they do not have access to the published version, by age group

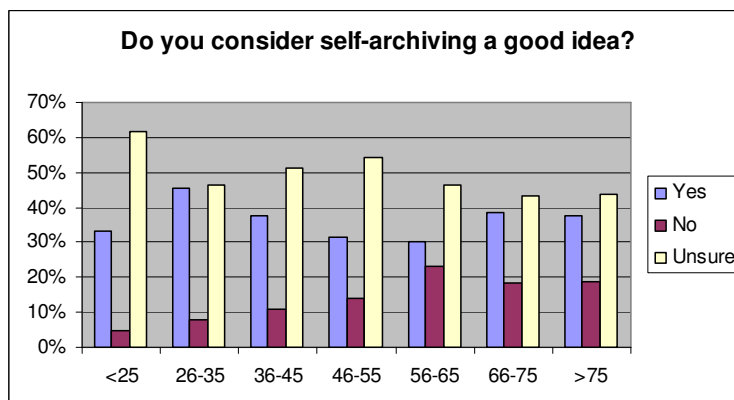


Only 29% of respondents said that they ever self-archived their own work; however, since 10% of references were not to repositories of self-archived work, this should probably be reduced to 26%. There was little age difference except that those over 75 were markedly more likely to self-archive (nearly 50%). 51% did so for their own convenience, 37% because they supported self-archiving in principle, 29% at their institution’s or department’s insistence, and 23% at their funder’s insistence (more than one reason could be selected). Among the 71% who never self-archived their work, the most frequently selected reason was lack of peer review (31%). 26% were concerned about multiple versions, and 19% cited lack of copy-editing. 21% did not want to damage the journals in which they published (this was the only point in the survey where possible damage was suggested by the questions).

35% of those who did self-archive said that they placed their articles in their institution’s repository, 14% in a subject-based repository, 19% on departmental web pages and 31% on personal web pages (more than one answer could be selected). However, when asked to name the institutional or subject-based repository, again some uncertainty emerged and other types of resource were included. Only 33% self-archived all their work; of those who only archived some, 38% selected their new work, 24% their best work, and 7% their older work (a variety of other reasons for selection were also given).

36% of respondents stated that they thought self-archiving was a good idea; 14% thought it was not, and 50% were unsure. There was little age variation in those in favour, although younger respondents were more likely to be unsure, and older ones to be against the idea (Figure 4).

Figure 4 – Percentage of respondents considering self-archiving a good idea, by age group



Of those who gave arguments for and against self-archiving, 47% outlined its benefits: wider and easier access for the reader was most frequently mentioned, with author convenience/control and wider readership/citation for the author coming a long way behind. 11% gave arguments both for and against. Again, access was the main argument in favour; on the negative side, quality concerns/lack of peer review were most frequently mentioned, followed by the cost in time, effort and money to authors and institutions. Among the 34% who gave arguments against self-archiving, quality/lack of peer review was once again the most frequently mentioned, followed by the confusion caused by multiple versions, and the cost to authors in time, effort and money. When asked about the long-term consequences of self-archiving, 24% outlined entirely positive effects: primarily wider access, followed by better science enabled by that access. 8% saw a mixture of positive and negative effects: mainly improved access, but offset by lack of peer review/quality control, damage to publishers and journals, and the prospect of chaos if there were no formal organisation, institutional support and/or guidelines. The largest group, 35%, saw the long-term effects as entirely negative: lack of quality control once again headed the list, followed by the confusion caused by multiple versions, and damage to journals, publishers and societies.

### *Conclusion*

Although their behaviour has yet to follow what they believe in principle, members of UK learned societies seem much more comfortable with the idea of OA journals than with that of self-archiving. Although they worry about the cost of the former, they are much more worried by the potential anarchy and lack of quality control of the latter.

## **Methodology**

Three online surveys were conducted, using the Survey Monkey ([www.surveymonkey.com](http://www.surveymonkey.com)) software; the final versions of the questionnaires were developed after piloting with the members of the BSF's Journals Committee. The first two questionnaires were addressed (a) to the CEOs and Finance Officers of relevant member organisations, and (b) to publishing staff (including staff of the third-party publisher, if any, responsible for the society's journals). The third was intended for the individual members of each organisation, and a suggested email message was supplied for forwarding to members.

35 member organisations were identified as being appropriate, and a message from the Chief Executive Officer of the BSF was sent in December 2007 to the CEO and/or main contact at each, inviting participation. Figures were requested for the most recent full financial year; it was recognised that much of the information was highly sensitive, and respondents were therefore assured that their information would be treated completely confidentially, and presented only in anonymised and aggregated form. The invitation was followed up when necessary by reminders in January and early February 2008, when ambiguous responses were also clarified individually.

## **Acknowledgements**

The BSF would like to acknowledge the following:

### *Input to the content of the report*

The survey work, analysis and initial report were carried out by Morris Associates and the BSF would like to acknowledge in particular the work of Sally Morris on this project. The management of the project, the final structure and text of the report are the responsibility of the BSF Journals Committee, comprising: Sue Thorn (Chair; Society for Endocrinology), Anna Muir (Secretary; British Pharmacological Society), Steve Byford (Society for Endocrinology), Mike Collis (Physiological Society), John Edmondson (Linnaean Society), Ron Fraser (Society for General Microbiology), Lindsay Haddon (British Ecological Society), Audrey McCulloch (Biochemical Society), Ian McGrath (Physiological Society), and Rhonda Oliver (Biochemical Society).

### *Financial support*

The BSF is grateful to the following for their financial support: Wiley-Blackwell, Biochemical Society, British Pharmacological Society, Society for Endocrinology, Society for General Microbiology, Nature Publishing Group, and the Genetics Society.

## Appendix

### Background information

The Biosciences Federation ([www.bsf.ac.uk](http://www.bsf.ac.uk)) is a group of UK-based learned societies/professional associations (together with a number of related organisations), which aims to promote dialogue within the community of bioscientists; to provide input to the formulation of public policy; and to promote debate. Of the Federation's member organisations, 35 are learned societies, varying widely in size (from 20 to 6,000 members) and other characteristics. These 35 societies have a total combined membership of approximately 55,500; respondents to Survey 3 (see above) belonged to a mean of 1.45 BSF member organisations (and to 1.83 organisations in all), so it is probably reasonable to assume that this represents approximately 38.3K individuals. Thus, the sample is representative of an important subset of the UK research community.

According to responses to Survey 1, supplemented by desk research, 8 of these organisations (22.86%) published no journals, while the remaining 27 published 75 journals in total – a mean of 2.78 journals each for those who published, and 2.14 across all 35 organisations. Of these, 36 journals (48%) were self-published, while the remainder were published under contract by a mixture of commercial and not-for-profit publishers.

According to the Foundation for Science and Technology ([www.foundation.org.uk](http://www.foundation.org.uk)) there are at least 1000 learned and professional societies in the UK. Thus, BSF membership represents 3.5% of UK societies, and the present sample represents approximately 2.3%; however, given the purpose and character of the Biosciences Federation, it encompasses all the major, as well as many of the smaller, learned societies in the biological sciences.

In 2007 the Federation produced a position statement on Open Access ([www.bsf.ac.uk/journals/BSF\\_position\\_statement1\\_open\\_access.pdf](http://www.bsf.ac.uk/journals/BSF_position_statement1_open_access.pdf)), making clear its support for maximising access, but stressing the importance of funders working with society and other publishers to ensure both that self-archiving mandates with immediate OA were adequately funded, and that the processes for researchers to obtain funds for immediate OA were straightforward and transparent. The Federation felt that this whole area was of potential concern to its members, and accordingly undertook this detailed research to explore its possible impact.

Biosciences Federation, PO Box 11319, London, WC1X 8WQ, United Kingdom.  
Company limited by guarantee number 4600861. Registered Charity no.1103894.

Contact: Richard Dyer (CEO), Caroline Wallace (Policy Coordinator) or Emma Hewson (Head of Communications). PO Box 502, Cambridge, CB1 0AL, United Kingdom.  
Tel: 01223 400189 (Emma Hewson).  
Email: [info@bsf.ac.uk](mailto:info@bsf.ac.uk) or [cwallace.bsf@physoc.org](mailto:cwallace.bsf@physoc.org).